

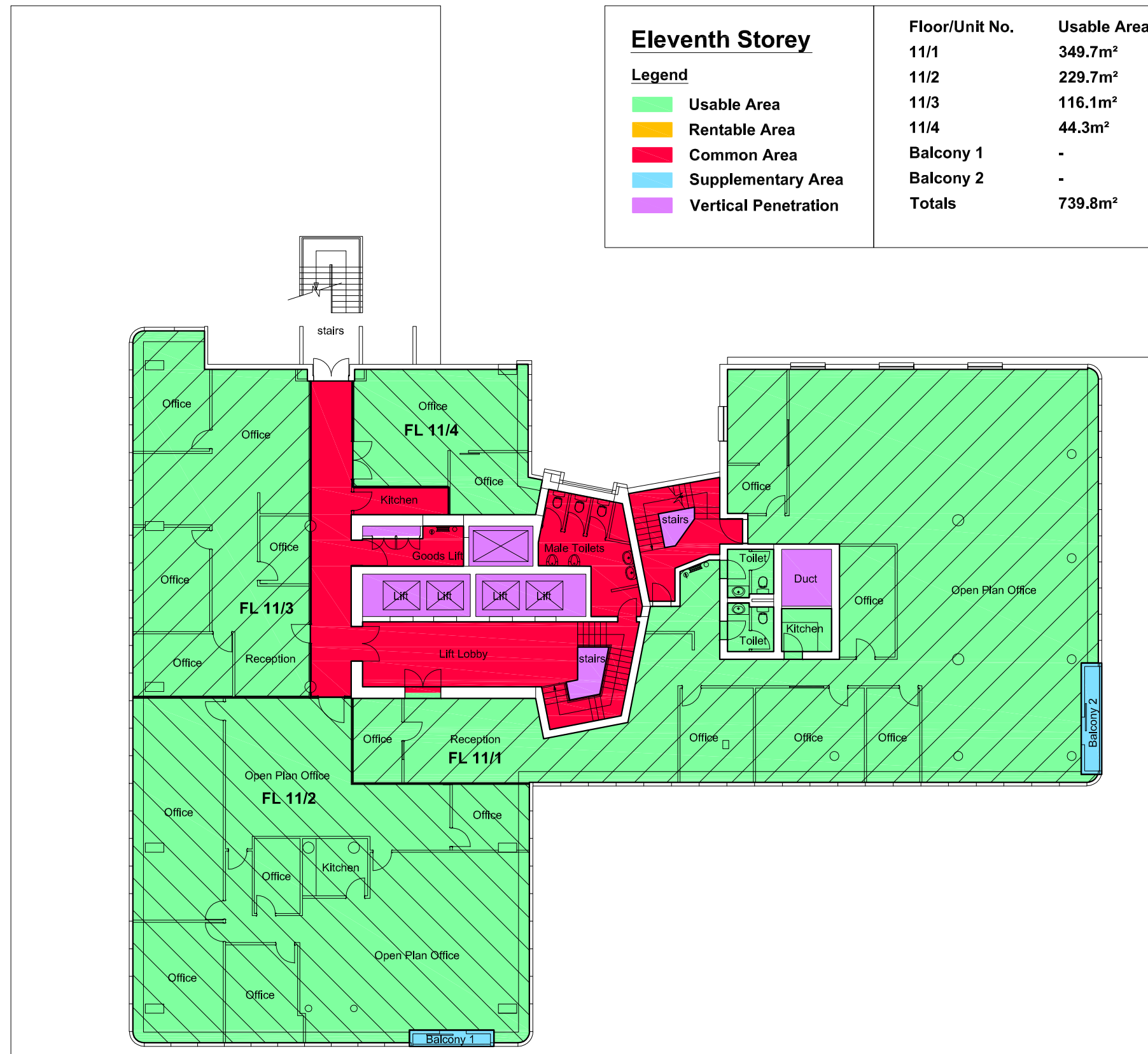
- NOTES:**
1. THE DESIGN CONTAINED IN THIS DRAWING IS COPYRIGHT AND REMAINS THE PROPERTY OF THE ARCHITECTURAL PROFESSIONAL.
 2. ALL WORK TO BE CARRIED OUT IN STRICT ACCORDANCE SANS 10400 AND LOCAL AUTHORITY BYE-LAWS.
 3. FIGURED DIMENSIONS TO BE TAKEN IN PREFERENCE TO SCALING OFF DRAWINGS.
 4. ALL RELEVANT DETAILS, LEVEL AND DIMENSIONS TO BE CHECKED BEFORE WORK COMMENCES. ANY OMISSIONS OR DISCREPANCIES TO BE REPORTED TO THE ARCHITECTURAL PROFESSIONAL.
 5. THE ARCHITECTURAL PROFESSIONAL ACCEPTS NO RESPONSIBILITY FOR ERRORS RESULTING FROM THE MISINTERPRETATION OF THE DRAWING.
 6. ALL DIMENSIONS ARE GIVEN IN MILLIMETRES.

Eleventh Storey

Legend

- Usable Area
- Rentable Area
- Common Area
- Supplementary Area
- Vertical Penetration


Floor/Unit No.	Usable Area	Rentable Area	Supplementary Area
11/1	349.7m ²	416.8m ²	-
11/2	229.7m ²	273.8m ²	-
11/3	116.1m ²	138.4m ²	-
11/4	44.3m ²	52.8m ²	-
Balcony 1	-	-	2.8m ²
Balcony 2	-	-	4.4m ²
Totals	739.8m²	881.8m²	7.2m²



.....
SIGNATURE ARCHITECTURAL PROFESSIONAL
PSAT 59722406

.....
SIGNATURE CLIENT

NO.	DATE	DESCRIPTION
REVISIONS		



86 DORP STREET, KRAAIFONTEIN
CAPE TOWN, SOUTH AFRICA
TEL +27(0)76 272 4821
INFO@RESARCH.CO.ZA

CLIENT
INVESTICORE

PROJECT
THE PINNACLE BUILDING,
AS BUILT PLANS

DRAWING TITLE
ELEVENTH STOREY
USABLE AREA PLAN

JOB NO.	DRAWING NO.	REVISION NO.
2022/13	01	0

A3	SCALE	NTS
	DATE	2023/01/17
	AUTHOR	BG
	DWG REF.	SK 1

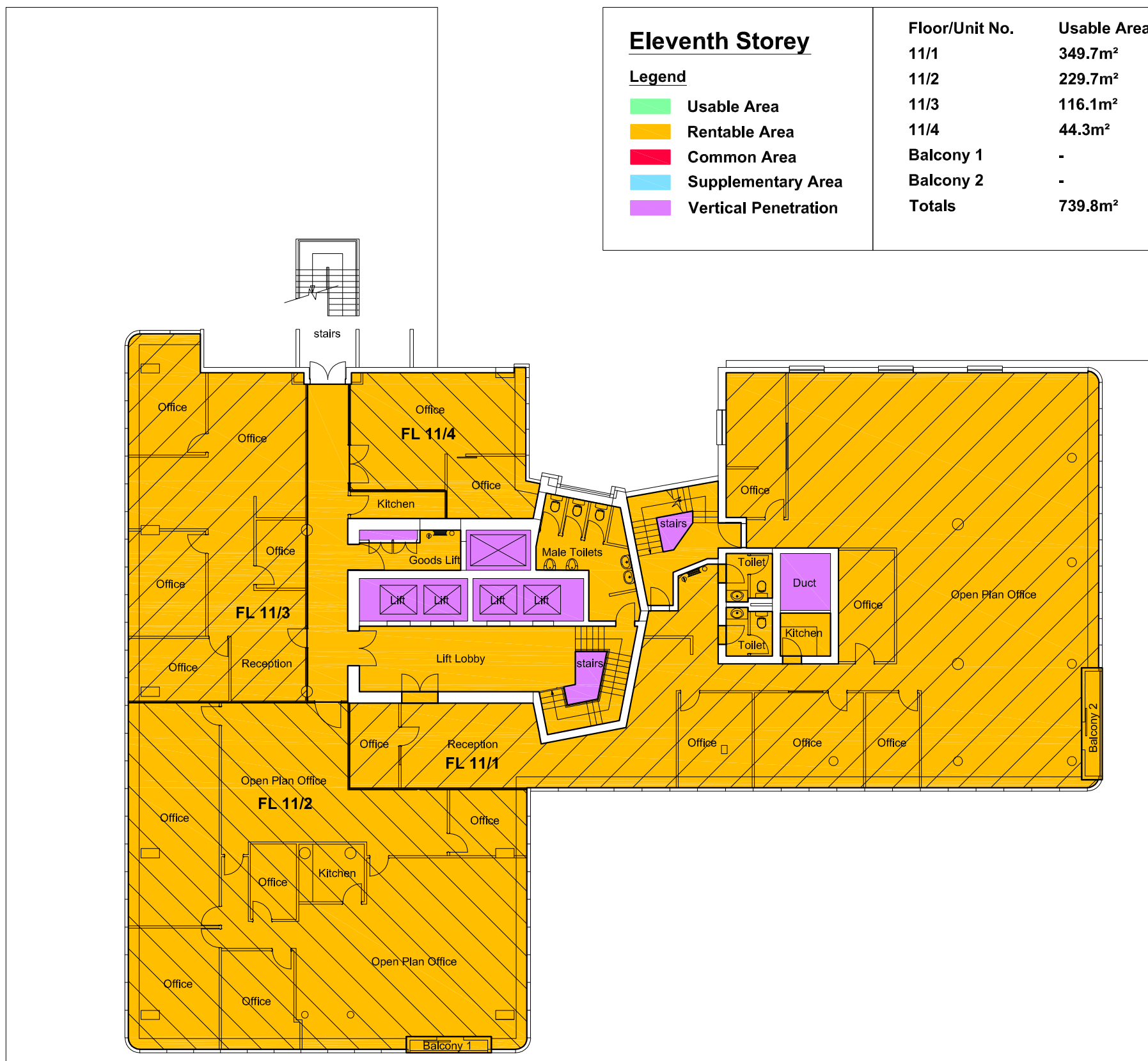
- NOTES:**
1. THE DESIGN CONTAINED IN THIS DRAWING IS COPYRIGHT AND REMAINS THE PROPERTY OF THE ARCHITECTURAL PROFESSIONAL.
 2. ALL WORK TO BE CARRIED OUT IN STRICT ACCORDANCE SANS 10400 AND LOCAL AUTHORITY BYE-LAWS.
 3. FIGURED DIMENSIONS TO BE TAKEN IN PREFERENCE TO SCALING OFF DRAWINGS.
 4. ALL RELEVANT DETAILS, LEVEL AND DIMENSIONS TO BE CHECKED BEFORE WORK COMMENCES. ANY OMISSIONS OR DISCREPANCIES TO BE REPORTED TO THE ARCHITECTURAL PROFESSIONAL.
 5. THE ARCHITECTURAL PROFESSIONAL ACCEPTS NO RESPONSIBILITY FOR ERRORS RESULTING FROM THE MISINTERPRETATION OF THE DRAWING.
 6. ALL DIMENSIONS ARE GIVEN IN MILLIMETRES.

Eleventh Storey

Legend

- Usable Area
- Rentable Area
- Common Area
- Supplementary Area
- Vertical Penetration


Floor/Unit No.	Usable Area	Rentable Area	Supplementary Area
11/1	349.7m ²	416.8m ²	-
11/2	229.7m ²	273.8m ²	-
11/3	116.1m ²	138.4m ²	-
11/4	44.3m ²	52.8m ²	-
Balcony 1	-	-	2.8m ²
Balcony 2	-	-	4.4m ²
Totals	739.8m²	881.8m²	7.2m²



.....
SIGNATURE ARCHITECTURAL PROFESSIONAL
PSAT 59722406

.....
SIGNATURE CLIENT

NO.	DATE	DESCRIPTION
REVISIONS		



86 DORP STREET, KRAAIFONTEIN
CAPE TOWN, SOUTH AFRICA
TEL +27(0)76 272 4821
INFO@RESARCH.CO.ZA

CLIENT
INVESTICORE

PROJECT
THE PINNACLE BUILDING,
AS BUILT PLANS

DRAWING TITLE
ELEVENTH STOREY
RENTABLE AREA PLAN

JOB NO.	DRAWING NO.	REVISION NO.
2022/13	02	0

A3	SCALE	NTS
	DATE	2023/01/17
	AUTHOR	BG
	DWG REF.	SK 1